








St Alban's C.E Primary School
Half Term Overview Summer 2 Class: Year 1 2026
Spiritual Value: Creativity

	1 st June 2026	8 th June 2026	15 th June 2026	22 nd June 2026	29 th June 2026	6 th July 2026	13 th July 2026
English Key Text and Learning	<p>The Day the Crayons Quit</p>  <p>L.O: To write about my own experiences relating to the story.</p> <p>L.O: To make predictions on what might happen.</p> <p>L.O: To write expanded noun phrases</p>	<p>The Day the Crayons Quit</p>  <p>L.O: To give my own opinion</p> <p>L.O: To write how a character is feeling</p> <p>L.O: To create expanded noun phrases</p>	<p>The Day the Crayons Quit</p>  <p>L.O: To explore persuasive vocabulary.</p> <p>L.O: To plan for my persuasive writing.</p> <p>L.O: To use persuasive language in a piece of writing.</p>	<p>The Day the Crayons Quit</p>  <p>L.O: To identify the different settings within the story</p> <p>L.O: To punctuate sentences correctly</p> <p>L.O: To describe a setting</p>	<p>The Day the Crayons Quit</p>  <p>L.O: To write my own version of the story.</p> <p>L.O: To identify different tenses</p>	<p>The Day the Crayons Quit</p>  <p>Editing and improving focus this week.</p>	<p>Here is the Seed Poem – By John Foster</p> <p>Here is the seed small and round, hiding underneath the ground.</p> <p>Here is the shoot, tiny and small, slowly, slowly growing tall.</p> <p>Here is the sun. Here is the shower. Here are the petals.</p>  <p>L.O: To learn and understand a poem</p> <p>L.O: To write a letter to my new teacher</p>
English Grammar	Commas for lists	Exclamation Marks	Using 'and' to join sentences	Using 'and' to join sentences	Using 'because' to join sentences.	Proper Nouns	Consolidation and review
Spelling	Set 3 sounds Practicing alien/ nonsense words	Phonics Check	Set 3 sounds	Set 3 sounds	Set 3 sounds	Set 3 sounds	Set 3 sounds
Mathematics	<p>Time</p> <p>L.O: To tell the time to the hour</p> <p>L.O: To tell the time to the half hour</p> <p>L.O: To solve simple problems involving times</p>	<p>Direction</p> <p>L.O: To describe turns</p> <p>L.O: To describe positions (left and right)</p> <p>L.O: To describe positions (forwards and backwards)</p> <p>L.O: To describe position (above and below)</p>	<p>Place Value (within 100)</p> <p>L.O: To count from 50 to 100</p> <p>L.O: To count in tens to 100</p> <p>L.O: To partition into tens and ones</p> <p>L.O: To partition into tens and ones</p> <p>L.O: To identify one more and one less</p>	<p>Place Value (within 100)</p> <p>L.O: To compare numbers with the same number of tens</p> <p>L.O: To compare any two numbers</p> <p>L.O: To work in pairs on an investigation</p>	<p>Money</p> <p>L.O: To identify and learn unitising</p> <p>L.O: To recognise coins</p> <p>L.O: To count in coins</p>	<p>Money</p> <p>L.O: To recognise coins</p> <p>L.O: To count in coins</p> <p>Problem solving involving money including working out change.</p>	<p>Consolidation and review</p>
Science		Making Connections To observe changes across the seasons.	To identify differences in animal features.	To describe the properties of everyday materials.	To identify animals that are carnivores, herbivores and omnivores.		

Art	L.O: To roll paper to make 3D structures	L.O: To shape paper to make a 3D drawing	L.O: To apply paper-shaping skills to make an imaginative sculpture L.O: To work collaboratively to plan and create a sculpture	L.O: To work collaboratively to plan and create a sculpture L.O: To apply painting skills when working in 3D	Artist in Focus Learning about the techniques and art of Cecilia Vicuña	Artist in Focus Create an art piece in the style of Cecilia Vicuña	
Design and Technology		Mechanisms To understand how wheels move. To understand what stops wheels from turning.	To design a moving vehicle. To build a moving vehicle.	To include individual preferences and requirements in my design.	Food and Nutrition L.O: To taste and compare vegetables L.O: To write a recipe for a salad.	L.O: To make tomato and basil salad.	LO: To evaluate my recipes.
RE	What does it mean to make a commitment? How might a Muslim show their commitment to their faith?	How does a Muslim show their commitment to God (Allah) through prayer and confession of faith? First & second pillars of Islam: Shahadah, Salat.	How does giving to charity show a commitment to God (Allah)? The third pillar of Islam: Zakat	How does fasting show commitment to God (Allah)? The fourth pillar of Islam: Sawm – fasting.	How does pilgrimage show a commitment to God (Allah)? The fifth pillar of Islam: Hajj	How do Muslims show commitment to God (Allah)?	
Computing	We are Chefs L.O. To locate and watch a TV clip of a chef.	We are Chefs L.O. To explain to a robot chef what to do.	We are Chefs L.O. To draw the steps for making a snack.	We are Chefs L.O. To understand how to use a video camera.	We are Chefs L.O. To take part in a video clip.	We are Chefs L.O. To edit video clips.	We are Chefs L.O. To share our finished video clips with each other.
PE – Athletics and Net & Wall	L.O. To complete a simple circuit	L.O. To complete a circuit within a given time.	L.O. To run a relay	L.O. To complete racket and beanbag game	Review of skills learnt this year in preparation for Sports Day	SPORTS DAY	L.O. To participate in a game of hockey
PSHE	Relationships L.O. To identify all of the members of my family and understand there are lots of different types of family.	Relationships L.O. I know what being a good friend means to me.	Relationships L.O. I know appropriate physical greetings for friends and I know which ones I prefer.	Relationships L.O. I know who can help me in my school community.	Relationships L.O. I can recognise my qualities as a friend.	Relationships L.O. I can tell you why I appreciate someone who is special to me.	Relationships L.O. I can recall a time when I was a really good friend. (Assessment)
Music	L.O. Demonstrate an understanding and appropriate use of musical language L.O. Demonstrate a basic understanding of how feelings can connect with/relate to music. L.O. Demonstrate some basic understanding of musical style. (Noes; C, D, E, F, F#)	L.O. Demonstrate an understanding and appropriate use of musical language L.O. Demonstrate a basic understanding of how feelings can connect with/relate to music. L.O. Demonstrate some basic understanding of musical style. (Noes; C, D, E, F, F#)	L.O. Demonstrate an understanding and appropriate use of musical language L.O. Demonstrate a basic understanding of how feelings can connect with/relate to music. L.O. Demonstrate some basic understanding of musical style. (Noes; C, D, E, F, F#)	L.O. Demonstrate an understanding and appropriate use of musical language L.O. Demonstrate a basic understanding of how feelings can connect with/relate to music. L.O. Demonstrate some basic understanding of musical style. (Noes; C, D, E, F, F#)	L.O. Demonstrate an understanding and appropriate use of musical language L.O. Demonstrate a basic understanding of how feelings can connect with/relate to music. L.O. Demonstrate some basic understanding of musical style. (Noes; C, D, E, F, F#)	L.O. Demonstrate an understanding and appropriate use of musical language L.O. Demonstrate a basic understanding of how feelings can connect with/relate to music. L.O. Demonstrate some basic understanding of musical style. (Noes; C, D, E, F, F#)	L.O. Demonstrate an understanding and appropriate use of musical language L.O. Demonstrate a basic understanding of how feelings can connect with/relate to music. L.O. Demonstrate some basic understanding of musical style. (Noes; C, D, E, F, F#)

Enrichment Opportunities	Author Visit Safari Day		Books and Biscuits	Science Workshop	Summer Disco	Key Stage 1 Sports Day	Visit to Central Saint Martins for Art Biennale
---------------------------------	----------------------------	--	--------------------	------------------	--------------	---------------------------	---