




St Albans - Reception Half Term Curriculum Overview

Topic: Autumn & Celebrations

Term: Autumn Term 2

| EYFS coverage | Week One | Week Two | Week Three | Week Four |
|---|---|--|--|--|
| Themes: | 3/11/25 Celebration | 10/11/25 Autumn | 17/11/25 Diwali | 24/11/25 Harvest |
| Personal, Social & Emotional development | <p>We will talk about ways we need to stay safe on Bonfire Night and think about safety rules. We will work together to create a set of class rules for a Bonfire Night display.</p> <p><i>Jigsaw- What am I good at</i></p> | <p>We will make our own family tree by decorating sticks for each member of our family.</p> <p><i>Jigsaw- I'm Special, I'm Me!</i></p> | <p>Whilst reading the book of Rama and Sita, we will talk about the feelings of the characters.</p> <p><i>Jigsaw- Families</i></p> | <p>During circle time we will discuss how the animals in the story did not help the Little Red Hen. Is there anything we ask for help with and who usually helps us? Then, we will draw around our hands and draw pictures inside to show how we could help others.</p> <p><i>Jigsaw- Houses and Homes</i></p> |
| Communication & Language | <p>We will share own experiences of Bonfire Night and talk about the ways our family celebrated.</p> | <p>We will describe the characters from the story. How do the stick family look differently from each other?</p> | <p>Learn some Diwali vocabulary by playing a Diwali Bingo game.</p> | <p>Look through some recipe books and talk about any new vocabulary included. We will use the new vocabulary when doing some baking following a Recipe.</p> |
| Physical Development | <p>We will move our bodies in different ways to act like fireworks, such as jumping, twirling and running.</p> | <p>Make a sandcastle like the family in the story did. What will you add to it? Do you have a mast for a flag?</p> <p><i>Jigsaw</i></p> | <p>Create a henna handprint.</p> <p>Use outdoor chalks to create rangoli and encourage mark making</p> | <p>We will use a pestle and mortar to grind down grains to create flour.</p> |
| Literacy & Useful texts | <p style="text-align: center;">Bonfire Night</p> <p><u>Focus Activity:</u> We will be writing letters and words in the Bonfire tuff tray.</p>  | <p style="text-align: center;">Stick Man</p> <p><u>Focus Activity:</u> We will be writing letters and words on leaves.</p>  | <p style="text-align: center;">Diwali</p> <p><u>Focus Activity:</u> We will write words and letters in the Diwali sand Rangoli writing tray.</p>  | <p style="text-align: center;">The Little Red Hen</p> <p><u>Focus Activity:</u> We will write a list of ingredients for making a bread.</p>  |
| Poetry | <p>I hear thunder It's raining, its pouring</p> | <p>We are marching in our Wellingtons</p> | <p>We're driving in our car</p> | <p>We go around the Mulberry Bush</p> |

| | | | | |
|-------------------------------------|--|--|--|--|
| Maths | We will estimate pompoms in the jar. | We be representing numbers to 5 in different ways. | We will be counting and ordering numbers to 10. | We will make Little Red Hen with 3D shapes. |
| Understanding the world | We use torches to explore the differences of light and dark in the den. | <p>Look at the swans in the story. What did they use to make their nest? Why did they build a nest?</p> <p>Look at the trees and how they change with the season.</p> <p>We will learn about Diwali and talk about the fact that people believe in different things.</p> | We will create a Diwali treasure basket. | Look at the effect of seasons on crops by growing wheat in different conditions, such as putting it in the fridge to imitate a winter environment. Then, make links to the season harvest occurs in. |
| Expressive Arts & Design | We will create our own firework sounds with different musical instruments. We will make a loud bang and a gentle hiss. | Act out the story using stick puppets Experiment with the sound sticks make when banged on things or run along railings. | Listen to some traditional songs played during Diwali. | We will experiment with creating different textures by adding flour, grains, seeds, salt, etc. to paint or white glue. Then we will create our own pictures with it. |
| RE | How do people prepare for the birth of a baby? | How did Mary know she was going to have a baby? | How did Mary and Joseph feel about having a baby? | How do Christians prepare for the special day of Christmas? |

| EYFS coverage | Week Five What we will explore/experience/find out/learn | Week Six What we will explore/experience/find out/learn | Week Seven What we will explore/experience/find out/learn |
|--|--|---|--|
| Themes: | 1/12/25 Autumn | 8/12/25 Christmas | 15/12/25 Christmas |
| Personal, Social & Emotional development | We will look at autumn photos and talk about how it makes us feel. We will also think about our favourite autumn activity. <i>Jigsaw- Families</i> | Tell the Christmas story and act out a Nativity. | Talk about Christmas and what it means to each of us. |
| Communication & Language | While out on an autumn walk, we will listen to sounds we can hear. We will describe the different sounds we are hearing. | Talk about and listen to each other's experience of Christmas and your own Christmas traditions. How does your family celebrate Christmas? | Listen with enjoyment to bible stories and retell the nativity story. |
| Physical Development | Use autumn colours and spices, such as cinnamon, nutmeg or ginger, to create autumn playdough. Create autumn-inspired models using the dough. | We will be working together to build a grotto or a new sleigh for Father Christmas, using large pieces of fabric, bricks, pegs and one-handed tools. | We will Use one-handed tools and equipment to make Christmas decorations. |
| Literacy & Useful texts | Autumn <u>Focus Activity:</u> Writing words and letters in the Autumn sensory writing tray  | The Christmas Story <u>Focus Activity:</u> We will write a letter to Santa.  | How The Grinch Stole Christmas! <u>Focus Activity:</u> Draw pictures to show how will you help your friends/ family over Christmas?  |
| Poetry | We go around the Mulberry Bush | Old Mother Hubbard | Practicing Nativity Songs |
| Maths | We will compare numbers. | We will represent numbers to 10 in different ways. | We will use jewels to make a pattern on our Christmas party hats. |
| Understanding the world | Collect leaves and look at them closely. Leaf rubbings- look at the veins and the shapes | We will enjoy joining in with school customs and Christmas celebrations. | We will look at Christmas around the world and how it is celebrated. Look at the food we eat and the special meals that we cook and enjoy on Christmas days. |

| | | | |
|---|--|--|------------------|
| Expressive Arts & Design | Autumn painting activity using corks, paint and paper. | Christmas tree painting Sing Christmas songs, including instruments such as bells and drums. | Snowman painting |
| RE | What story do Christians remember at Christmas and why? | Why is Christmas special for Christians? | |