








# St Alban's – Nursery's Half Term Curriculum Overview

## Topic: Autumn and Celebrations

### Term: Autumn Term 2

EYFS coverage	Week One What we will explore/experience/find out/learn	Week Two What we will explore/experience/find out/learn	Week Three What we will explore/experience/find out/learn	Week Four What we will explore/experience/find out/learn
Themes:	3/11/25 Celebration	10/11/25 Seasonal changes	17/11/25 Diwali	24/11/25 Harvest
<b>Personal, Social &amp; Emotional development</b>	Talk about different feelings and emotions you may experience on Bonfire Night, e.g. excited, frightened or happy etc.	We will show that we are comfortable with ourselves and that we have a positive self-image. We will talk about the things we are good at.	Talk about the meaning of Diwali. God conquering evil. Look at superheros that do the same in a very literal sense!	We will talk about what makes us proud and make medals for ourselves to celebrate what we do best. We will talk about what it means to be a good friend and how being kind can make us feel happy.
<b>Communication &amp; Language</b>	While moving like fireworks or drawing fireworks, we will use the firework sounds and vocabulary we have learnt, such as 'zoom', 'bang', 'whizz' and 'pop'.	We will test our listening skills by playing games blindfolded and see if we can follow directions.	Share Hindu and Sikh Diwali Photos with the children to introduce new vocabulary, such as diya, mehndi, mandir and gurdwara. Support them to use the new words in longer sentences to describe what they can see in the photos.	We will look at the bread recipe book and talk about any new vocabulary included. We will use this new vocabulary by placing the books in the home corner.
<b>Physical Development</b>	Pretend to be a firework. Whizz, swoosh, swirl and shoot about the room. Add noises too to add the effect.	To explore different ways of jumping e.g. like a rabbit, a frog etc.	Make rice rangoli patterns on paper plates covered in glue. Draw rangoli patterns using chalk in the outdoor area	We will use a pestle and mortar to grind down grains to create flour.
<b>Literacy &amp; Useful texts</b>	Bonfire Night  <u>Focus Activity:</u> We will write our name and letters on the fireworks tuff tray.  	Stickman  <u>Focus Activity:</u> We will be writing the initial letter of our name on the leaves.  	Diwali  <u>Focus Activity:</u> We will write out name and letters on diya cards  	The Little Red Hen  <u>Focus Activity:</u> Write what each character says in Speech Bubbles on story images at different points in the story.  
<b>Poetry</b>	I hear thunder It's raining, its pouring	We are marching in our Wellingtons	We're driving in our car	We go around the Mulberry Bush
<b>Maths</b>	We will practice the positional language – using people counters in a carpet session - in, on, under, beside, behind, in front	Recognising Numbers/match with quantities: Can you put them in the correct order? Can you match numbers to the amounts?	We will be counting and ordering numbers to 10.	We will count out chicks into a cosy egg box. The dips in egg boxes (and muffin tins).We will use counting cards (with a number and the corresponding number of dots) and count out on those too.

<b>Understanding the world</b>	We will learn about Bonfire Night, looking at pictures and discussing what we can see. We will watch firework displays and use our eyes and ears to describe what we hear/see. Who would you celebrate Bonfire Night with? Linked Topic: R.E (Celebrations)	We will learn about Remembrance day and will talk about the fact that people wear to remember those who have given their lives in battle is because they are the flowers which grew on the battlefields after World War One ended	We will learn about Diwali and talk about the fact that people believe in different things.	We will learn about the lifecycle of a chicken. We will learn some facts about the chicken.  We will compare farming methods from the past to the present. How is wheat cut and ground now?
<b>Expressive Arts &amp; Design</b>	We will explore the texture of paint by making firework pictures using poster paint and glitter.	We will make a tree using leaves and tissue paper for the leave.	Dance to Hindu Diwali music and watch some of the dances on You tube. Can you move, like the dancers?	We will create different textures by adding flour, grains, seeds, salt, etc. to paint or white glue. Then allow them to create their own pictures with it.

<b>EYFS Coverage</b>	<b>Week Five</b> What we will explore/experience/find out/learn	<b>Week Seven</b> What we will explore/experience/find out/learn	<b>Week Eight</b> What we will explore/experience/find out/learn
<b>Themes:</b>	<b>1/12/25</b> <b>Autumn food</b>	<b>8/12/25</b> <b>Christmas</b>	<b>15/12/25</b> <b>Christmas</b>
<b>Personal, Social &amp; Emotional development</b>	We will look at the facial expressions of the characters in each illustration. How are they feeling? What might they be thinking?	We will talk about our interests and what we are most looking forward to doing over the holidays.	Understand that people have different views, cultures and beliefs that need to be treated with respect.
<b>Communication &amp; Language</b>	We will explore and learn the names of all the equipment used in the kitchen to make pumpkin soup.	Listen with enjoyment to bible stories and retell the nativity story.	Talking about things we can do to help others.
<b>Physical Development</b>	We will make pumpkin soup. We will explore pumpkin with different tools.	Make our own advent calendars (representing numbers)	We will use one-handed tools and equipment to make Christmas decorations
<b>Literacy &amp; Useful texts</b>	Autumn  <u>Focus Activity:</u> Write a shopping list of all the ingredients you will need to make pumpkin soup?  	The Christmas Story <u>Focus Activity:</u> We will write letters and our names on Christmas tree.  	How The Grinch Stole Christmas!  <u>Focus Activity:</u> What would you like as your present from Santa?  
<b>Poetry</b>	We go around the Mulberry Bush	Old Mother Hubbard	Practising Nativity songs
<b>Maths</b>	We will look at the number on the pumpkin and count out the pumpkin seeds to match the number on the seeds.	We will count and order numbers 0-5 on Christmas presents.	We will use sequins to create a pattern on Christmas baubles.

<b>Understanding the world</b>	We will use a paint program to draw pictures of Autumn animals.	We will make snowflakes and notice and comment on the symmetrical pattern.	We will enjoy joining in with school customs and Christmas celebrations.
<b>Expressive Arts &amp; Design</b>	Autumn craft activities	Print making our own wrapping paper. Making our own Kings crowns.	Making Christmas trees out of cardboard and painting shape ornaments