



Developing reading skills for babies and pre-school children

If you would like to find out more about how you can support our **Every Child a Reader by 7** campaign, either email ECR7@camdenlearning.org.uk or look at our web page on <https://camdenlearning.org.uk/ecr7/>

“One of the greatest gifts adults can give is to read to children.”

Carol Sagan

Reading consists of two dimensions: language comprehension and word reading. Language comprehension, necessary for both reading and writing, starts from birth. It only develops when adults talk with children about the world around them and the books, stories and non-fiction, they read with them, and enjoy nursery rhymes, poems and songs together.

Skilled word reading, taught later, involves both the speedy working out of the pronunciation of unfamiliar printed words, decoding, and the speedy recognition of familiar printed words. At school these skills are taught in phonics lessons. Sharing nursery rhymes and stories with young children gives them the foundation they need to develop these skills later at school.

Research shows that children who are confident readers later on have been immersed in a rich talking and reading environment from birth. In this booklet you will find strategies for developing this environment at home which will set your child up for success as a confident reader at school and beyond.

Contents:

Top Tips for Talking.....Page 3

Nursery Rhymes to Share.....Page 9

Top Tips for ReadingPage 15

Story Books to Share.....Page 19

Joining Your Local Library.....Page 26



Top Tips for Talking

Ten Top Tips for Talking

Here are some simple things we can all do to support the development of babies' and young children's speech, language and communication skills and give them the best start in life.

Talk to me while I am in your tummy.
I am listening.
I like to hear your voice.

TIP 1



Scan the QR code for more suggestions

Look into my eyes and talk to me face to face.
I might not be talking back but I like listening and copying.

TIP 2



Scan the QR code for more suggestions

Talk to me in our home language.

TIP 3

Talking in two or more languages helps my brain develop. This makes it easier for me to learn English and other languages.



Scan the QR code for more suggestions

Copy me.
Repeat my sounds.
Wait for me to take a turn.

TIP 4

Respond to my smiles and sounds.



Scan the QR code for more suggestions

Talk with me about the things that interest me.

TIP 5

This helps me to link the words you say with the things I see.



Scan the QR code for more suggestions

Screens away, it's time to play! Put down phones and ipads.

TIP 6

When you talk to me it helps me learn about the world around me.



Scan the QR code for more suggestions

TIP 7

is a great way to bond and be together.

Share books with me, talk with me about the pictures.




Scan the QR code for more suggestions

TIP 8

Talk to me all the time when we are doing everyday things like having a bath, walking to the park or tidying up.




Scan the QR code for more suggestions

TIP 9

Talk to me about how you think I am feeling.

Telling me how you think I feel helps me to feel safe and understood.

These chats help me to learn how to talk about my feelings.




Scan the QR code for more suggestions

TIP 10

Add extra words to what I say, this helps me learn longer sentences.




Scan the QR code for more suggestions

Further Resources:

Help your baby learn to talk



How toddlers come to say their first words



**Baby's first words:
What first words are most common for babies and why?**



The ages and stages of children's communication development



The Speech Lab: Investigating Language Learning

Is speaking in baby talk good for babies' language learning?



How can peekaboo help babies to learn?



Can you get your baby to babble more?



What is my baby interested in? And why is tuning into your child's interests so important?




Should I lead or follow my baby?



What's the best way to respond to my toddler's first words?



How can you help toddlers say words properly?



How does talking about the past help children's language skills?




Nursery Rhymes to Share

Sharing and singing Nursery Rhymes with your child helps them to develop their early language and communication skills. Rhymes help children to expand their vocabulary, articulate words, modulate voices (practising pitch, volume and inflection) and pronounce words clearly by saying them again and again. This also helps to build their memory capacity and expand their imagination. It helps them to hear sounds effectively and this will be really helpful when they start to learn their phonics at school.

In this section you will find a list of some Nursery Rhymes to share with your child. You can get collections of nursery rhymes from your local library or your child's school. Read these again and again with your child.

If you cannot get hold of some nursery rhymes to read, follow the QR codes below where you will be able to access an online reading of each nursery rhyme. You can listen to these with your child, join in and repeat them with your child as often as you can. This will help them to memorise the rhymes in a fun way. These videos have been taken from the BBC website. There are other Nursery Rhymes there for you to explore too.

Click [here](#) to watch a video and find out more about the benefits of nursery rhymes:



I Hear Thunder



The Bear Went over the Mountain



Busy Farmer Ben



The Big Ship Sails



Clap, Clap, Hands, One, Two, Three



Cobbler, Cobbler Mend My Shoe



Five Currant Buns



Dr Foster Went to Gloucester



Five Little Ducks Went Swimming One Day



Five Little Speckled Frogs



Heads, Shoulders, Knees and Toes



The Grand Old Duke of York



**Here We Go Round the
Mulberry Bush**



Hickory Dickory Dock



**Little Bo
Peep**



I Am the Baker Man



**Humpty Dumpty
Sat On A Wall**



Jack and Jill



I Can Sing A Rainbow



**If You're Happy and You
Know It**



Incy Wincy Spider



It's Raining, It's Pouring



**I Know An Old Lady Who
Swallowed A Fly**



Little Miss Muffet



London Bridge is Falling Down



The Magic Porridge Pot



Mary, Mary Quite Contrary



I'm a Little Teapot



The Muffin Man



Old MacDonald had a Farm



Old Mother Hubbard



One, Two, Buckle My Shoe



1, 2, 3, 4, 5, Once I Caught a Fish Alive



One Man Went to Mow



One Tomato, Two Tomatoes



Goosey, Goosey Goosey



Polly Put the Kettle On



POP! Goes the Weasel



Ring-a-Ring-a-Roses



Rock A-Bye, Baby



Row, Row, Row Your Boat



Rub-a-dub dub



Horsie, Horsie, Don't You Stop



A Sailor Went To Sea, Sea, Sea



Five Little Monkeys



Ten Green Bottles



Ten In the Bed




There's a Hole In the Bottom of the Sea



This Old Man



**Diddle Diddle
Dumpling**



**This is the Way We
Lay the Bricks**



**Twinkle, Twinkle
Little Star**



**We're Marching
In Our Wellingtons**



**The Wheels
On The Bus**



**When Goldilocks Went
to the House of the Bears**



We're Driving In Our Car



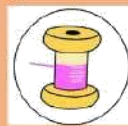
**When I Was One I Sucked
My Thumb**



Wiggly Woo



Wind the Bobbin Up



Yellow Bird



Top Tips for Reading

Reading together with your child matters. When you read to your child you are making a positive impact on helping them to develop a love of reading. Helping children to develop a love of reading is extremely important to their later reading success and is one of the greatest indicators of future academic success.

Children need to enjoy reading to have the resilience to tackle more challenging texts as they progress through their school years. They need to be able to read fluently by the age of 7 (end of Year 2) in order to be successful readers throughout primary and secondary school years. Successful readers have better life chances.

Reading a book and talking about it has a positive impact on your child's ability to understand words and sentences, use a wide range of vocabulary and develop listening comprehension skills.

When sharing a book, talk with your child as much as you can. Introduce new and exciting words, encourage your child to use new vocabulary, make up sentences together and find different words to use describe things you see.

Let your child choose books they want to read or for you to read to them. You should also choose books that you can enjoy with your child. It is important that they experience books and reading as a positive thing.



Frequently Asked Questions:

1

Does it matter how I read with my child?

- Studies show that it's the enjoyment and chat that matters!
- The more you chat together about the book and things that interest your child the more impact it has.
- Looking at the pictures and talking about them is important because it can help your children to understand what the words mean.

2

Does the type of book matter?

- Let your child choose the books. Enjoyment really matters.
- Comics, information books, magazines, story books, picture books, poems and leaflets are all great for sharing.
- Catalogues are fun to share and talk about too.

3

Does it matter which language I use?

- Use your home language.
- It is better for your child to hear expert talk from you in your language.
- Many studies tell it is the back-and-forth talk between adults and children when they are sharing books that makes the difference to children's language and comprehension.
- This impact will translate to better language and comprehension for your child in English.

4


What if they always want to read the same book?

- Repeated reading of books is really beneficial for children. It helps them memorise parts of stories, words and phrases too.
- Knowing a book or poem by heart is fun and powerful for children, they can 'read' the story with you, or join in with words or phrases.
- If you really want to mix it up offer another book alongside the much-loved favourite

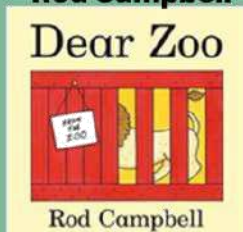
Story Books to Share

In this section you will find a list of books to share with your child, appropriate for children from age birth to three. These are books they will see in their local Camden library as well as in their Nursery classrooms when they start at school.


Wind
Carol Thompson




Dear Zoo
Rod Campbell



Nursery Rhymes
Lucy Cousins




Where's Spot?
Eric Hill




Twinkle, Twinkle Little Star
Annie Kubler




Dig Dig Digging
Margaret Mayo



Tickle, Tickle
Helen Oxenbury



Here We Go Around The Mulberry Bush
Annie Kubler




I Love My Beautiful Hair
Elissa Wentt




Five Little Ducks
Yu-hsuan Huang



So Much
Trish Cooke



Elmer's Friends
David McKee




My Body
Ladybird



Getting Ready
Cocoretto




How To Say Hello
Sophie Beer



The Every Baby Book
Frann Preston-Gannon




Peepo!
Janet & Allan Ahlberg



The Little Things
Emma Dodd




Fox's Socks
Julia Donaldson




Lulu Reads to Zeki
Anna McQuinn



Nuts!
Lou Peacock



**I Like It When...
Mary Murphy**




**The Bog Baby
Jeanne Willis**



**The Very Hungry
Caterpillar
Eric Carle**




**Rosie's Walk
Pat Hutchins**



**Lost and Found
Oliver Jeffers**




**Meg and Mog
Helen Nicoll**



**I love Me!
Marvyn Harrison**



**When Mummy goes to
Work
Paul Schofield**



**My Pet T-Rex
Fabi Santiago**




**Meekoo and the Little
Nursery
Camilla Reid**



**Joy
Yasmeen Ismail**




**Look
Fiona Woodcock**



**Things that make me
Happy
Amy Schwartz**




**My First Mog ABC
Judith Kerr**




**I am the Music Man
Debra Potter**



**Happy to be Me
Emma Dodd**



**B is for Baby
Atinuke**



**Are you Sleeping?
Helen Nicoll**



**Hug
Jez Alborough**



**Kipper
Mike Inkpen**




**We're Going on a Bear Hunt
Michael Rosen**



**Ten Little Fingers and Ten
Little Toes Nursery
Mem Fox**



**Brown Bear Brown Bear
What Do You See?
Eric Carle**




**Guess How Much I Love
You
Sam Mc Bratney**




Just Like Grandpa Jazz
Tarah L Gear




Pudding
Emma Perry




Let's play monsters!
Lucy Cousins




The Baddies
Julia Donaldson




A bear's guide to beekeeping
Pip Cornell




Brave Dave
Giles Andreae



A good place
Lucy Cousins




Ballet kids
Holly Sterling




The three Billy Goats Gruff
Mac Barnett




Eye spy
Ruth Brown




The woolly bear caterpillar
Julia Donaldson



Five bears
Catherine Rayner




I'm sticking with you too
Smriti Halls



Bears don't cry!
Emma Chichester Clark



The blue-footed booby
Rob Biddulph



The gecko and the echo
Rachel Bright




Mister Toots
Emma Chichester Clark



Apple grumble
Huw Lewis Jones




Boo! a fishy mystery
Kate Read



The pirates on the bus
Peter Millett



Red lorry, yellow lorry
Michelle Robinson




Big hid
Roisin Swales




Little Owl's new friend
Debi Gliori




The Stompysaurus
Rachel Bright



A best friend for Bear
Petr Horacek



Shoo!
Michael Rosen




Puddling!
Emma Perry



Let's go outside!
Ben Lerwill




Lots of dots
Pippa Goodhart




Look, Puppy!
Mary Murphy



Sir Adam the Brave and the moody monsters
David King




Noah's seal
Layn Marlow



New baby
Isabel Otter, Sarah Shaffi



Food fight
Alex Latimer



The perfect present
Petr Horacek



The fixer of broken things
Julia Patton



